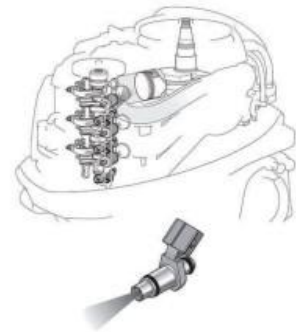
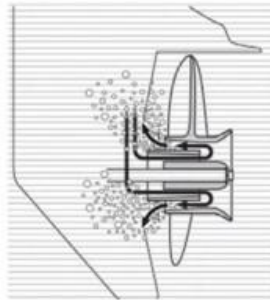
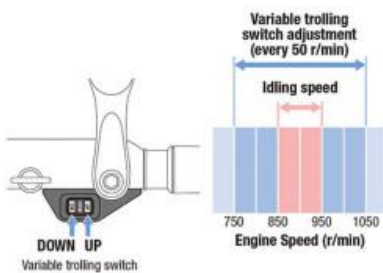




T25



Specifications

Boat Details

Price	POA	Boat Brand	Yamaha
Model	T25	Length	0.00
Year	2026	Category	Boat Engines and Outboards
Hull Style		Hull Type	
Power Type	Power	Stock Number	FT25LA

Disclaimer

Our company offers the details of this vessel in good faith but cannot guarantee or warrant the accuracy of this information nor warrant the condition of the vessel. A buyer should instruct his agents and/or surveyors to investigate such details buyer desires validated. This vessel is offered subject to prior sale, price change or withdrawal without notice.

Condition
Suburb

New
ERMINGTON

State
Engine Make

New South Wales

Disclaimer

Our company offers the details of this vessel in good faith but cannot guarantee or warrant the accuracy of this information nor warrant the condition of the vessel. A buyer should instruct his agents and/or surveyors to investigate such details buyer desires validated. This vessel is offered subject to prior sale, price change or withdrawal without notice.

Description

The new High Thrust T25 delivers the power and grip to manoeuvre heavier small vessels with exceptional efficiency. Based on the award winning F25, Yamaha developed the new T25 in response to requests for lightweight electronic fuel injected performance in a small, high-thrust configuration.

The new T25 benefits from the technology and features available on the standard F25 model, including an exceptional power-to-weight ratio, variable trolling rpm control and the ability to connect to Yamaha's Command Link Digital Gauges.

This T25 comes fitted with a dual thrust propeller, specifically tested and developed for this outboard. These big-diameter, low-pitch propellers offer exceptional thrust and efficiency

for pushing big loads in both forward and reverse.

Technical Specification
HeightL: 551 [21.7] | X: 625 [24.6]

WeightL: 64 | X: 70

Engine4-Stroke, SOHC In-line 2

Displacement432.0

Bore65 x 65.1

Max RPM5000-6000

Compression9.3:1

LubricationWet-sump

FuelRegular Unleaded

IgnitionCDI

StarterElectric Start with Manual Backup

Alternator16A

OperationMechanical control (Tiller Optional)

TiltPower Trim & Tilt

GaugesOptional

Network GaugesOptional

Gear Ratio2.08 : 1

Engine Details

Horse Power

25

Disclaimer

Our company offers the details of this vessel in good faith but cannot guarantee or warrant the accuracy of this information nor warrant the condition of the vessel. A buyer should instruct his agents and/or surveyors to investigate such details buyer desires validated. This vessel is offered subject to prior sale, price change or withdrawal without notice.